

CESAB S200 0.8 - 2.0 tonne

Powered Stacker Trucks



Truck Specifications

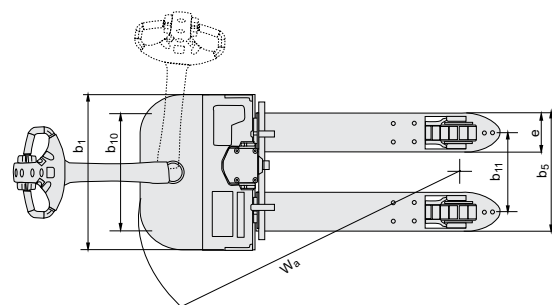
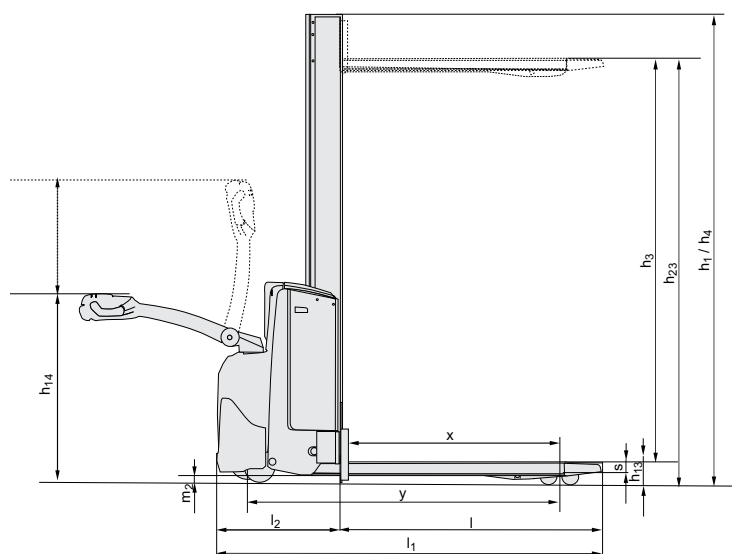


CESAB S208L Truck Specifications

CHARACTERISTICS				Elevating support arms
1.1	Manufacturer			CESAB
1.2	Model			S208L
1.3	Drive			Electric
1.4	Operator type			Pedestrian
1.5	Load capacity/rated load	Q	[kg]	800
	Support arm capacity/fork and support arm capacity	Q	[kg]	2000/-
1.6	Load centre	c	[mm]	600
1.8	Load distance, centre of support arm wheel to face of forks	x	[mm]	874
1.9	Wheelbase	y	[mm]	1293
WEIGHT				
2.1	Service weight including battery		[kg]	679
2.2	Axle load, with load, drive/castor/support arm wheel		[kg]	525/150/830
2.3	Axle load, without load, drive/castor/support arm wheel		[kg]	375/150/180
WHEELS				
3.1	Drive/castor/fork wheel			Powerfriction/Vulkollan/Vulkollan *)
3.2	Wheel size, front		[mm]	Ø230x70
3.3	Wheel size, rear		[mm]	Ø85x74
3.4	Additional wheels (dimensions)		[mm]	Ø125x50
3.5	Wheels, number front/rear (x=driven wheels)			1x+2/4
3.6	Track width, front	b ₁₀	[mm]	430
3.7	Track width, rear	b ₁₁	[mm]	390
DIMENSIONS				
4.2	Height, mast lowered	h ₁	[mm]	1863 *)
4.3	Free lift	h ₂	[mm]	1580 *)
4.4	Lift	h ₃	[mm]	1490 *)
	Lift height	h ₂₃	[mm]	1580 *)
4.5	Height, mast extended	h ₄	[mm]	1863 *)
4.9	Height of tiller in drive position, min./max.	h ₁₄	[mm]	865/1235
4.15	Height, fork lowered	h ₁₃	[mm]	90
4.19	Overall length	l ₁	[mm]	1777
4.20	Length to face of forks	l ₂	[mm]	628
4.21	Overall width	b ₁	[mm]	726
4.22	Fork dimensions	s/e/l	[mm]	60/180/1150 *)
4.24	Fork-carriage width	b ₃	[mm]	674
4.25	Width over forks	b ₅	[mm]	570 *)
4.31	Ground clearance, with load, below mast	m ₁	[mm]	25
4.32	Ground clearance, centre of wheelbase	m ₂	[mm]	25
4.33	Aisle width for pallets 1000x1200 crossways	A _{st}	[mm]	2256
4.34	Aisle width for pallets 800x1200 lengthways	A _{st}	[mm]	2159
4.35	Turning radius	W _a	[mm]	1443
PERFORMANCE DATA				
5.1	Travel speed, with/without load		[km/h]	6/6
5.2	Lift speed, with/without load		[m/s]	0.14/0.21
5.3	Lowering speed, with/without load		[m/s]	0.29/0.20
5.8	Max. gradeability, with/without load		[%]	9/18 ¹⁾
5.10	Service brake			Electromagnetic
ELECTRIC MOTOR				
6.1	Drive motor rating S2 60 min		[kW]	1.0
6.2	Lift motor rating at S3 15%		[kW]	2.0 ²⁾
6.4	Battery voltage/nominal capacity K _s		[V/Ah]	2x12/180 ³⁾
6.5	Battery weight		[kg]	2x109 ³⁾
OTHERS				
8.1	Type of drive control			CESAB Drive Control

¹⁾ Measured according to company standard²⁾ S3 7%³⁾ Further alternatives are available and will produce other values.Data is based on standard configurations: h₂₃ = 1580 mm Mono mastTruck performance and dimensions are nominal and subject to tolerances.
Products and specifications are subject to change without notice.

CESAB S208L Dimensional Drawings



Availability and specifications are determined regionally and are subject to change without notice. Please consult your authorised CESAB distributor for further details. P&B-06/11.

Mast Specifications

S208L			Mono	
h_{23}	Lift height ($h_{13}+h_3$)	[mm]	600	1580
h_3	Lift	[mm]	510	1490
h_1	Height, mast lowered	[mm]	908	1863
h_2	Free lift, ground to top of forks	[mm]	600	1580
h_4	Height, mast extended	[mm]	908	1863

CESAB S210 - S214 Truck Specifications

CHARACTERISTICS				
1.1	Manufacturer		CESAB	CESAB
1.2	Model		S210	S212
1.3	Drive		Electric	Electric
1.4	Operator type		Pedestrian	Pedestrian
1.5	Load capacity/rated load	Q	[kg]	1000
1.6	Load centre	c	[mm]	600
1.8	Load distance, centre of support arm wheel to face of forks	x	[mm]	657
1.9	Wheelbase	y	[mm]	1190
1200				
1400				
WEIGHT				
2.1	Service weight including battery		[kg]	808
2.2	Axle load, with load, drive/castor/support arm wheel		[kg]	350/280/1185
2.3	Axle load, without load, drive/castor/support arm wheel		[kg]	350/230/235
400/290/1445				
450/245/1640				
WHEELS				
3.1	Drive/castor/fork wheel			Powerfriction/Vulkollan/Vulkollan *)
3.2	Wheel size, front		[mm]	Ø230x70
3.3	Wheel size, rear		[mm]	Ø85x95
3.4	Additional wheels (dimensions)		[mm]	Ø125x50
3.5	Wheels, number front/rear (x=driven wheels)			1x+2/2
3.6	Track width, front	b ₁₀	[mm]	550
3.7	Track width, rear	b ₁₁	[mm]	390
DIMENSIONS				
4.2	Height, mast lowered	h ₁	[mm]	2151 *)
4.3	Free lift	h ₂	[mm]	166 *)
4.4	Lift	h ₃	[mm]	3210 *)
	Lift height	h ₂₃	[mm]	3300 *)
4.5	Height, mast extended	h ₄	[mm]	3720 *)
4.8	Stand height (optional platform)	h ₇	[mm]	150
4.9	Height of tiller in drive position, min./max.	h ₁₄	[mm]	865/1235
4.15	Height, fork lowered	h ₁₃	[mm]	90
4.19	Overall length	l ₁	[mm]	1833
4.20	Length to face of forks	l ₂	[mm]	683
4.21	Overall width	b ₁	[mm]	770
4.22	Fork dimensions	s/e/l	[mm]	60/180/1150 *)
4.24	Fork-carriage width	b ₃	[mm]	674
4.25	Width over forks	b ₅	[mm]	570 *)
4.31	Ground clearance, with load, below mast	m ₁	[mm]	27
4.32	Ground clearance, centre of wheelbase	m ₂	[mm]	27
4.33	Aisle width for pallets 1000x1200 crossways	A _{st}	[mm]	2231
4.34	Aisle width for pallets 800x1200 lengthways	A _{st}	[mm]	2214
4.35	Turning radius	W _a	[mm]	1340
PERFORMANCE DATA				
5.1	Travel speed, with/without load		[km/h]	6/6
5.2	Lift speed, with/without load		[m/s]	0.14/0.28
5.3	Lowering speed, with/without load		[m/s]	0.38/0.38
5.8	Max. gradeability, with/without load		[%]	8/12 ¹⁾
5.10	Service brake			Electromagnetic
ELECTRIC MOTOR				
6.1	Drive motor rating S2 60 min		[kW]	1.0
6.2	Lift motor rating at S3 15%		[kW]	2.2 ²⁾
6.4	Battery voltage/nominal capacity K ₆		[V/Ah]	24/150 *)
6.5	Battery weight		[kg]	163 *)
OTHERS				
8.1	Type of drive control			CESAB Drive Control

¹⁾ Measured according to company standard²⁾ S3 6%³⁾ Further alternatives are available and will produce other values.

Data is based on standard configurations: Small battery compartment (S210), medium battery compartment (S212 & S214)

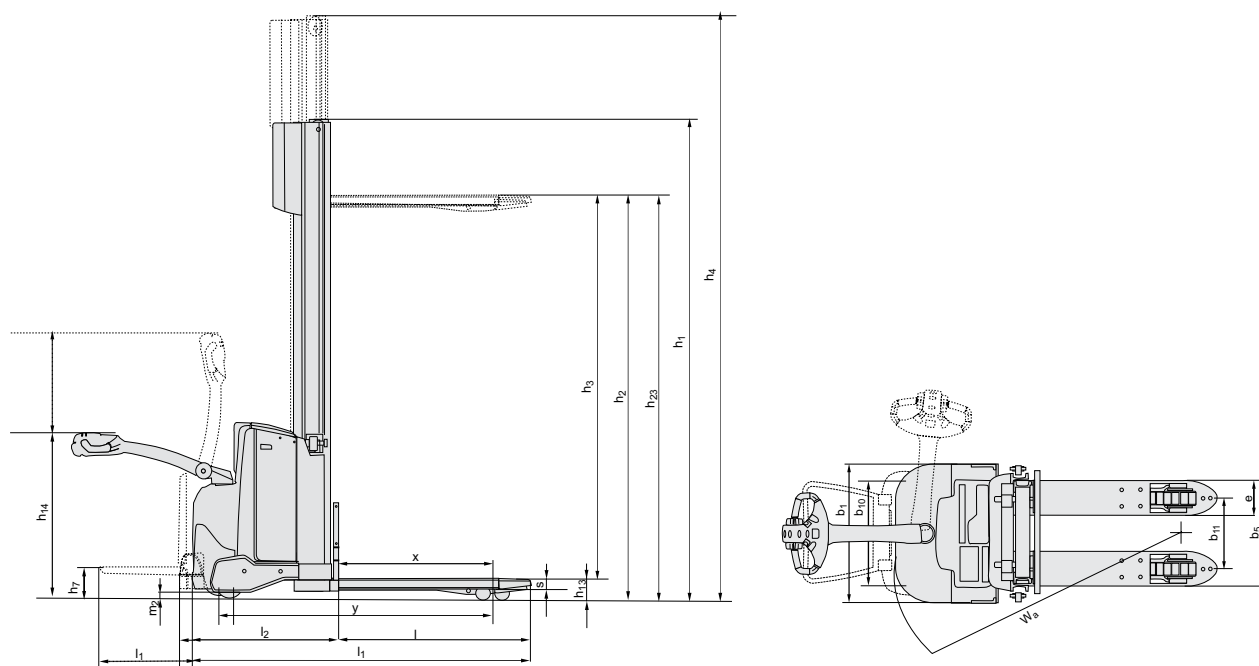
h₂₃ = 3300 mm Duplex Tele mast (S210), h₂₃ = 3300 mm Duplex Tele open view mast (S212), h₂₃ = 3255 mm Duplex Tele open view mast (S214)

Truck performance and dimensions are nominal and subject to tolerances.

Products and specifications are subject to change without notice.



CESAB S210 - S214 Dimensional Drawings



Battery compartments

			S210		S212			S214		
Battery change			Lift out		Lift out			Lift out		
Battery compartment			Small		Medium			Medium		
1.9	Wheelbase	y [mm]	1190	1247	1247	1297	1297	1247	1297	1297
4.19	Overall length	without platform platform up/down	l ₁ [mm] l ₁ [mm]	1833 1918/2308	1890 1975/2365	1908 1993/2383	1958 2043/2443	1958 2043/2443	1908 1993/2383	1958 2043/2443
4.20	Length to face of forks	without platform platform up/down	l ₂ [mm] l ₂ [mm]	683 768/1158	740 825/1215	758 843/1233	808 893/1283	808 893/1283	758 843/1233	808 893/1283
4.33	Aisle width for pallets 1000x1200 crossways	without platform platform up/down	A _{st} [mm] A _{st} [mm]	2231 2316/2716	2288 2373/2773	2297 2382/2782	2347 2432/2832	2347 2432/2832	2297 2382/2782	2347 2432/2832
4.34	Aisle width for pallets 800x1200 lengthways	without platform platform up/down	A _{st} [mm] A _{st} [mm]	2214 2299/2699	2271 2356/2756	2286 2371/2771	2336 2421/2821	2336 2421/2821	2286 2371/2771	2336 2421/2821
4.35	Turning radius	without platform platform up/down	W _a [mm] W _a [mm]	1340 1425/1825	1397 1482/1882	1397 1482/1882	1447 1532/1932	1447 1532/1932	1397 1482/1882	1447 1532/1932
6.4	Battery voltage, nominal capacity K _s	[V/ Ah]	24/150	24/225	24/225	24/300	24/260	24/225	24/300	24/260
6.5	Battery weight, min.-max.	[kg]	120-165	189-250	189-250	230-280	209-205	189-250	230-280	209-250

Mast Specifications

S210			Simplex		Duplex Tele			Duplex Tele Open View		
h ₂₃	Lift height (h ₁₃ +h ₃)	[mm]	1400	1700	2700	2900	3300	2700	2900	3300
h ₃	Lift	[mm]	1310	1610	2610	2810	3210	2610	2810	3210
h ₁	Height, mast lowered	[mm]	1825	2125	1851	1951	2151	1835	1935	2135
h ₂	Free lift, ground to top of forks	[mm]	1400	1700	166	166	166	166	166	166
h ₄	Height, mast extended	[mm]	1825	2125	3125	3325	3725	3120	3320	3720

S212			Simplex		Duplex Tele			Duplex Tele Open View			Duplex Freelif			Triplex Freelif		
h ₂₃	Lift height (h ₁₃ +h ₃)	[mm]	1400	1700	2700	2900	3300	3700	4150	2700	2900	3300	3700	4150	3300	3700
h ₃	Lift	[mm]	1310	1610	2610	2810	3210	3610	4060	2610	2810	3210	3610	4060	3210	3610
h ₁	Height, mast lowered	[mm]	1825	2125	1840	1940	2140	2340	2565	1835	1935	2135	2335	2560	1695	1829
h ₂	Free lift, ground to top of forks	[mm]	1400	1700	166	166	166	166	166	166	166	166	166	1420	1520	1720
h ₄	Height, mast extended	[mm]	1825	2125	3125	3325	3725	4125	4575	3120	3320	3720	4120	4570	3141	3341

S214			Duplex Tele Open View			Duplex Freelif			Triplex Freelif		
h ₂₃	Lift height (h ₁₃ +h ₃)	[mm]	2655	2855	3255	3655	4105	2655	2855	3255	3655
h ₃	Lift	[mm]	2565	2765	3165	3565	4015	2565	2765	3165	3565
h ₁	Height, mast lowered	[mm]	1860	1960	2160	2360	2585	1835	1935	2135	2335
h ₂	Free lift, ground to top of forks	[mm]	166	166	166	166	166	1374	1474	1674	1874
h ₄	Height, mast extended	[mm]	3125	3325	3725	4125	4575	3141	3341	3741	4141

CESAB S212L - S214L - S220D Truck Specifications

CHARACTERISTICS				Elevating Support Arms	Elevating Support Arms	Double Stacker
1.1	Manufacturer			CESAB	CESAB	CESAB
1.2	Model			S212L	S214L	S220D
1.3	Drive			Electric	Electric	Electric
1.4	Operator type			Pedestrian	Pedestrian	Pedestrian
1.5	Load capacity/rated load	Q	[kg]	1200	1400	1000
	Support arm capacity/fork and support arm capacity	Q	[kg]	1600/-	2000/-	2000/800+1200
1.6	Load centre	c	[mm]	600	600	600
1.8	Load distance, centre of support arm wheel to face of forks	x	[mm]	632	632	865
1.9	Wheelbase	y	[mm]	1243	1243	1483
WEIGHT						
2.1	Service weight including battery		[kg]	929	929	879
2.2	Axle load, with load, drive/castor/support arm wheel		[kg]	450/340/1345	450/360/1525	570/360/1155
2.3	Axle load, without load, drive/castor/support arm wheel		[kg]	450/220/265	450/220/265	570/100/215
WHEELS						
3.1	Drive/castor/fork wheel			Powerfriction/Vulkollan/Vulkollan *)	Powerfriction/Vulkollan/Vulkollan	Powerfriction/Vulkollan/Vulkollan *)
3.2	Wheel size, front		[mm]	Ø230x70	Ø230x70	Ø230x70
3.3	Wheel size, rear		[mm]	Ø85x74	Ø85x74	Ø85x74
3.4	Additional wheels (dimensions)		[mm]	Ø125x50	Ø125x50	Ø125x50
3.5	Wheels, number front/rear (x=driven wheels)			1x+2/4	1x+2/4	1x2/4
3.6	Track width, front	b ₁₀	[mm]	550	550	550
3.7	Track width, rear	b ₁₁	[mm]	390	390	390
DIMENSIONS						
4.2	Height, mast lowered	h ₁	[mm]	2135 *)	2160 *)	1535 *)
4.3	Free lift	h ₂	[mm]	166 *)	166 *)	166 *)
4.4	Lift	h ₃	[mm]	3210 *)	3165 *)	2010 *)
	Lift height	h ₂₃	[mm]	3300 *)	3255 *)	2100 *)
4.5	Height, mast extended	h ₄	[mm]	3740 *)	3725 *)	2520 *)
4.6	Initial lift	h ₅	[mm]	120	120	120
4.8	Stand height (optional platform)	h ₇	[mm]	150	150	150
4.9	Height of tiller in drive position, min./max.	h ₁₄	[mm]	865/1235	865/1235	865/1235
4.15	Height, fork lowered	h ₁₃	[mm]	90	90	90
4.19	Overall length	l ₁	[mm]	1911	1911	1918
4.20	Length to face of forks	l ₂	[mm]	761	761	768
4.21	Overall width	b ₁ /b ₂	[mm]	770	770 *)	770 *)
4.22	Fork dimensions	s/e/l	[mm]	60/180/1150 *)	70/180/1150 *)	60/180/1150 *)
4.24	Fork-carriage width	b ₃	[mm]	674	674	674
4.25	Width over forks	b ₅	[mm]	570 *)	570 *)	570 *)
4.31	Ground clearance, with load, below mast	m ₁	[mm]	22	22	22
4.32	Ground clearance, centre of wheelbase	m ₂	[mm]	22	22	22
4.33	Aisle width for pallets 1000x1200 crossways	A _{st}	[mm]	2297	2297	2448
4.34	Aisle width for pallets 800x1200 lengthways	A _{st}	[mm]	2288	2288	2355
4.35	Turning radius	W _a	[mm]	1393	1393	1633
PERFORMANCE DATA						
5.1	Travel speed, with/without load		[km/h]	6/6	6/6	6/6
5.2	Lift speed, with/without load		[m/s]	0.12/0.27	0.11/0.27	0.14/0.27
5.3	Lowering speed, with/without load		[m/s]	0.38/0.32	0.37/0.32	0.38/0.32
5.8	Max. gradeability, with/without load		[%]	9/12 ¹⁾	8/12 ¹⁾	8/12 ¹⁾
5.10	Service brake			Electromagnetic	Electromagnetic	Electromagnetic
ELECTRIC MOTOR						
6.1	Drive motor rating S2 60 min		[kW]	1.5	1.5	1.5
6.2	Lift motor rating at S3 15%		[kW]	2.2 ²⁾	2.2 ²⁾	2.2 ²⁾
6.4	Battery voltage/nominal capacity K ₅		[V/Ah]	24/225 *)	24/225 *)	24/225 *)
6.5	Battery weight		[kg]	219 *)	219 *)	219 *)
OTHERS						
8.1	Type of drive control			CESAB Drive Control	CESAB Drive Control	CESAB Drive Control

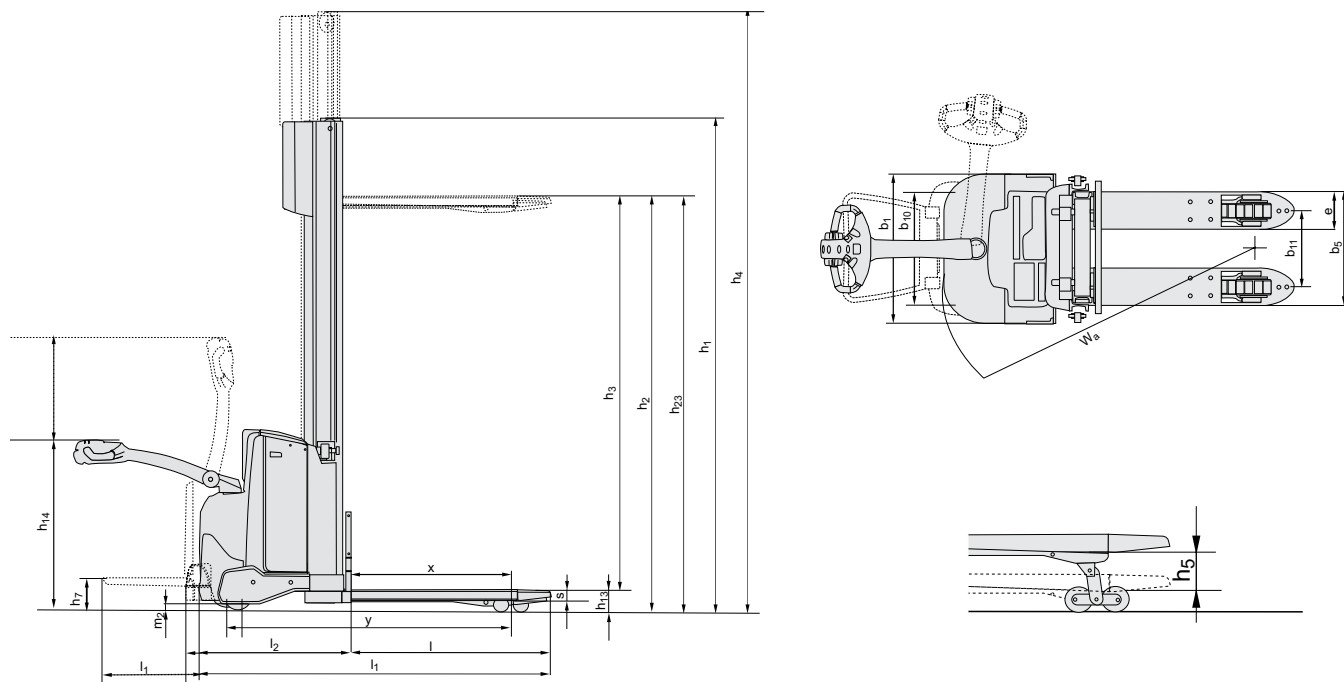
¹⁾ Measured according to company standard²⁾ S3 6%³⁾ Further alternatives are available and will produce other values.

Data is based on standard configurations: medium battery compartment,
h₂₃ = 3300 mm (S212L), 3255 mm (S214L) and 2100 mm (S220D) Duplex Tele Open View mast.

Truck performance and dimensions are nominal and subject to tolerances.
Products and specifications are subject to change without notice.



CESAB S212L - S214L - S220D Dimensional Drawings



Battery compartments

			S212L			S214L			S220D		
Battery change			Lift out	Lift out	Sideways	Lift out	Lift out	Sideways	Lift out	Lift out	Sideways
Battery compartment			Medium	Large	Large	Medium	Large	Large	Medium	Large	Large
1.9	Wheelbase	y [mm]	1243	1293	1293	1243	1293	1293	1483	1533	1533
4.19	Overall length	without platform platform up/down	l ₁ [mm] l ₁ [mm]	1911 1996/2386	1961 2046/2436	1961 2046/2436	1911 1996/2386	1961 2046/2436	1961 2046/2436	2003/2393	2053/2443
4.20	Length to face of forks	without platform platform up/down	l ₂ [mm] l ₂ [mm]	761 846/1236	811 896/1286	811 896/1286	761 846/1236	811 896/1286	811 896/1286	853/1243	903/1293
4.33	Aisle width for pallets 1000x1200 crossways	without platform platform up/down	A _{st} [mm] A _{st} [mm]	2297 2382/2782	2347 2432/2832	2347 2432/2832	2297 2382/2782	2347 2432/2832	2347 2432/2832	2533/2933	2583/2983
4.34	Aisle width for pallets 800x1200 lengthways	without platform platform up/down	A _{st} [mm] A _{st} [mm]	2288 2373/2773	2338 2423/2823	2338 2423/2823	2288 2373/2773	2338 2423/2823	2338 2423/2823	2440/2840	2490/2890
4.35	Turning radius	without platform platform up/down	W _a [mm] W _a [mm]	1393 1478/1878	1443 1528/1928	1443 1528/1928	1393 1478/1878	1443 1528/1928	1443 1528/1928	1633 1718/2118	1683 1768/2168
6.4	Battery voltage, nominal capacity K ₆	[V/Ah]	24/225	24/300	24/260	24/225	24/300	24/260	24/225	24/300	24/260
6.5	Battery weight, min.-max.	[kg]	189-250	230-280	209-250	189-250	230-280	209-250	189-250	230-280	209-250

Mast Specifications

S212L			Simplex		Duplex Tele				Duplex Tele Open View				Duplex Freelift				Triplex Freelift						
h ₂₃	Lift height (h ₁₃ +h ₃)	[mm]	1400	1700	2700	2900	3300	3700	4150	2700	2900	3300	3700	4150	2700	2900	3300	3700	4150	3300	3700	4150	4500
h ₃	Lift	[mm]	1310	1610	2610	2810	3210	3610	4060	2610	2810	3210	3610	4060	2610	2810	3210	3610	4060	3210	3610	4060	4410
h ₁	Height, mast lowered	[mm]	1825	2125	1840	1940	2140	2340	2565	1835	1935	2135	2335	2560	1835	1935	2135	2335	2560	1695	1829	1979	2095
h ₂	Free lift, ground to top of forks	[mm]	1400	1700	166	166	166	166	166	166	166	166	166	166	1420	1520	1720	1920	2144	1270	1404	1554	1670
h ₄	Height, mast extended	[mm]	1825	2125	3125	3325	3725	4125	4575	3120	3320	3720	4120	4570	3341	3341	3741	4141	4591	3747	4149	4599	4947
S214L					Duplex Tele Open View				Duplex Freelift				Triplex Freelift										
h ₂₃	Lift height (h ₁₃ +h ₃)	[mm]			2655	2855	3255	3655	4105	2655	2855	3255	3655	4105	3255	3655	4105	3255	3655	4105	4455	4755	
h ₃	Lift	[mm]			2565	2765	3165	3565	4015	2565	2765	3165	3565	4015	3165	3565	4015	3165	3565	4015	4365	4665	
h ₁	Height, mast lowered	[mm]			1860	1960	2160	2360	2585	1835	1935	2135	2335	2560	1695	1829	1979	2095	2195				
h ₂	Free lift, ground to top of forks	[mm]			166	166	166	166	166	1374	1474	1674	1874	2099	1224	1358	1508	1624	1724				
h ₄	Height, mast extended	[mm]			3125	3325	3725	4125	4575	3141	3341	3741	4141	4591	3747	4149	4599	4947	5247				
S220D					Duplex Tele				Duplex Tele Open View														
h ₂₃	Lift height (h ₁₃ +h ₃)	[mm]			1700		1900		2100		1700		1900		2100								
h ₃	Lift	[mm]			1610		1810		2010		1610		1810		2010								
h ₁	Height, mast lowered	[mm]			1340		1440		1540		1335		1435		1535								
h ₂	Free lift, ground to top of forks	[mm]			166		166		166		166		166		166								
h ₄	Height, mast extended	[mm]			2125		2325		2525		2120		2320		2520								

CESAB S212S Truck Specifications

CHARACTERISTICS				Straddle Support Arms
1.1	Manufacturer			CESAB
1.2	Model			S212S
1.3	Drive			Electric
1.4	Operator type			Pedestrian
1.5	Load capacity/rated load	Q	[kg]	1200
1.6	Load centre	c	[mm]	600
1.8	Load distance, centre of support arm wheel to face of forks	x	[mm]	561
1.9	Wheelbase	y	[mm]	1203
WEIGHT				
2.1	Service weight including battery		[kg]	1009
2.2	Axle load, with load, drive/castor/support arm wheel		[kg]	635/1580
2.3	Axle load, without load, drive/castor/support arm wheel		[kg]	675/340
WHEELS				
3.1	Drive/castor/fork wheel			Powerfriction/Vulkollan/Vulkollan *)
3.2	Wheel size, front		[mm]	Ø230x70
3.3	Wheel size, rear		[mm]	Ø100x73
3.5	Wheels, number front/rear (x=driven wheels)			1x/2
3.7	Track width, rear	b ₁₁	[mm]	1000
DIMENSIONS				
4.2	Height, mast lowered	h ₁	[mm]	1832 *)
4.3	Free lift	h ₂	[mm]	1380 *)
4.4	Lift	h ₃	[mm]	2655 *)
	Lift height	h ₂₃	[mm]	2655 *)
4.5	Height, mast extended	h ₄	[mm]	3226 *)
4.8	Stand height (optional platform)	h ₇	[mm]	150
4.9	Height of tiller in drive position, min./max.	h ₁₄	[mm]	865/1235
4.10	Height of support arm	h ₁₀	[mm]	100
4.15	Height, fork lowered	h ₁₃	[mm]	50
4.19	Overall length	l ₁	[mm]	1942
4.20	Length to face of forks	l ₂	[mm]	792
4.21	Overall width	b ₁ /b ₂	[mm]	770/1100 *)
4.22	Fork dimensions	s/e/l	[mm]	40/100/1150 *)
4.24	Fork-carriage width	b ₃	[mm]	840
4.25	Width over forks	b ₅	[mm]	252—800
4.26	Distance between support arms	b ₄	[mm]	900 *)
4.31	Ground clearance, with load, below mast	m ₁	[mm]	32
4.32	Ground clearance, centre of wheelbase	m ₂	[mm]	40
4.33	Aisle width for pallets 1000x1200 crossways	A _{st}	[mm]	2297
4.34	Aisle width for pallets 800x1200 lengthways	A _{st}	[mm]	2307
4.35	Turning radius	W _a	[mm]	1353
PERFORMANCE DATA				
5.1	Travel speed, with/without load		[km/h]	6/6
5.2	Lift speed, with/without load		[m/s]	0.11/0.21
5.3	Lowering speed, with/without load		[m/s]	0.33/0.24
5.8	Max. gradeability, with/without load		[%]	8/10 ¹⁾
5.10	Service brake			Electromagnetic
ELECTRIC MOTOR				
6.1	Drive motor rating S2 60 min		[kW]	1.0
6.2	Lift motor rating at S3 15%		[kW]	2.2 ²⁾
6.4	Battery voltage/nominal capacity K ₅		[V/Ah]	24/225 *)
6.5	Battery weight		[kg]	219 *)
OTHERS				
8.1	Type of drive control			CESAB Drive Control

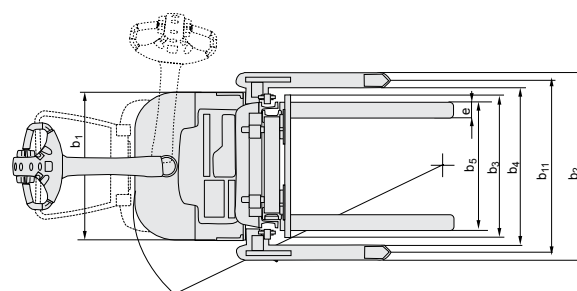
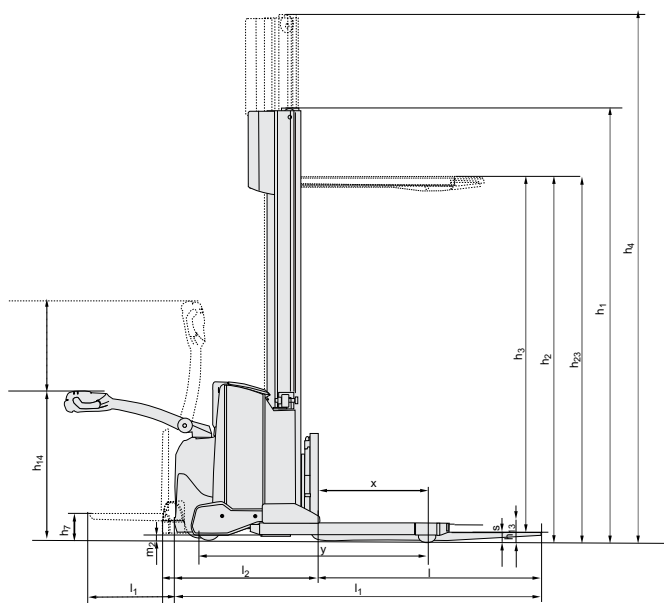
¹⁾ Measured according to company standard²⁾ S3 6%³⁾ Further alternatives are available and will produce other values.Data is based on standard configurations: medium battery compartment, h₂₃ = 2655 mm Duplex Freelif mast (S212S).

Truck performance and dimensions are nominal and subject to tolerances.

Products and specifications are subject to change without notice.



CESAB S212S Dimensional Drawings



Battery compartments

					S212S									
Battery change					Lift out					Lift out				
Battery compartment					Medium					Large				
1.9	Wheelbase		y	[mm]	1203					1253				
4.19	Overall length	without platform	l_1	[mm]	1942					1992				
		platform up/down	l_1	[mm]	2027/2417					2077/2467				
4.20	Length to face of forks	without platform	l_2	[mm]	792					842				
		platform up/down	l_2	[mm]	877/1267					927/1317				
4.33	Aisle width for pallets 1000x1200 crossways	without platform	A_{st}	[mm]	2297					2347				
		platform up/down	A_{st}	[mm]	2382/2782					2432/2832				
4.34	Aisle width for pallets 800x1200 lengthways	without platform	A_{st}	[mm]	2307					2357				
		platform up/down	A_{st}	[mm]	2392/2792					2442/2842				
4.35	Turning radius	without platform	W_a	[mm]	1353					1403				
		platform up/down	W_a	[mm]	1438/1838					1488/1888				
6.4	Battery voltage, nominal capacity K_s			[V/Ah]	24/225					24/300				
6.5	Battery weight, min.-max.			kg	189-250					230-280				

Mast Specifications

S212S		Simplex	Duplex Tele							Duplex Tele Open View					Duplex Freelift					Triplex Freelift				
h_{23}	Lift height ($h_{13}+h_3$)	[mm]	1355	1655	2655	2855	3255	3655	4105	2655	2855	3255	3655	4105	2655	2855	3255	3655	4105	3255	3655	4105	4455	4755
h_3	Lift	[mm]	1305	1605	2605	2805	3205	3605	4005	2605	2805	3205	3605	4005	2605	2805	3205	3605	4005	3205	3605	4005	4405	4705
h_1	Height, mast lowered	[mm]	1822	2122	1837	1937	2137	2337	2562	1832	1932	2132	2332	2557	1832	1932	2132	2332	2557	1692	1826	1976	2092	2192
h_2	Free lift, ground to top of forks	[mm]	1355	1655	126	126	126	126	126	126	126	126	126	126	1380	1480	1680	1880	2104	1230	1364	1514	1630	1730
h_4	Height, mast extended	[mm]	1901	2201	3205	3405	3805	4205	4655	3205	3405	3805	4205	4655	3226	3426	3826	4226	4676	3822	4224	4674	5022	5322

Availability and specifications are determined regionally and are subject to change without notice.
Please consult your authorised CESAB distributor for further details. P&B-06/11.

