

Options

Front panelling with windscreen-wipers, top panelling in lexan or rear panelling with windscreen-wipers.
Working lights.
Non-marking tyres.
Cold store version (-20°C).

Cesab Ltd:

Unit 6, Bevan Way, Smethwick, Warley, West Midlands, B66 1BZ
Tel. +44 (0) 121 5556116 - Fax +44 (0) 121 5650414
e-mail: sales@cesab.net

Cesab Carrelli Elevatori Spa


Via Persicetana Vecchia, 10 - 40132 Bologna (Italy)
Tel. +39 051 20.54.11 - Fax +39 051 72.80.07
Web site: www.cesab-forklifts.com - E-Mail: cesab@cesab.it



The entire range can be fitted with cushion or super-elastic tyres with dimensions which considerably improve stability.



The MOSFET electronic control, housed at the side for easy access, allows modification of the drive and lifting parameters, as well as permitting counter-turning of the front wheels for lower turning radiuses.



The powerful drive motors on both front wheels guarantee good performance and outstanding grip in all load and flooring conditions.



With convenient pedals and easily accessible controls, the driving-seat offers easy and full accessibility for peak driver comfort. The standard duplex masts allow improved visibility.

At Your Local Dealer



Bit

The CESAB BIT three wheels front wheel drive is an excellent handling tool, combining minimal size, optimum stability and exceptional performance. Extremely agile and recommended for the tightest spaces, thanks to its favourable weight- capacity ratio it is ideal for specific applications such as settings like raised platforms and goods-lifts. The range comprises models from 800 to 1200 Kg, with lifting height up to 6000 mm.

The separate-excitation motor (SEM) system provides improved travel performance: during direction inversion (better acceleration), when braking and on ramps, as well as assuring more precise control of the truck where space is limited.

The electronic control of the hydraulic functions allows parameters such as lifting and upright tilt speeds to be set as the operator prefers, thus increasing productivity.

The ergonomic driving position meets the highest comfort and safety standards. In particular, thanks to the low-level driving seat and the overhead guard less than two metres above the ground, the BIT is the ideal tool for handling inside containers.

A single motor for lifting and steering, together with a limited number of components and a less complex electrical and hydraulic system, provide enhanced reliability and easier servicing.

The 180° rotation of the dual wheels, combined with the machine's compact size, allow excellent manoeuvrability even in tight spaces and narrow storage aisles.

Three wheels electric counterbalanced trucks from 800 to 1200 Kg

Separate-excitation motor (SEM)

Electronic control of hydraulic functions

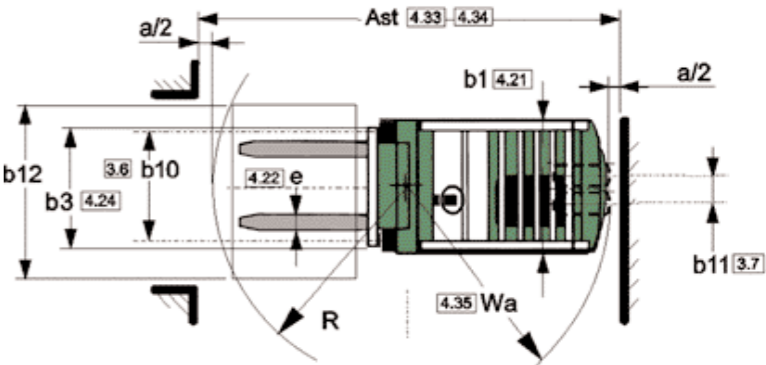
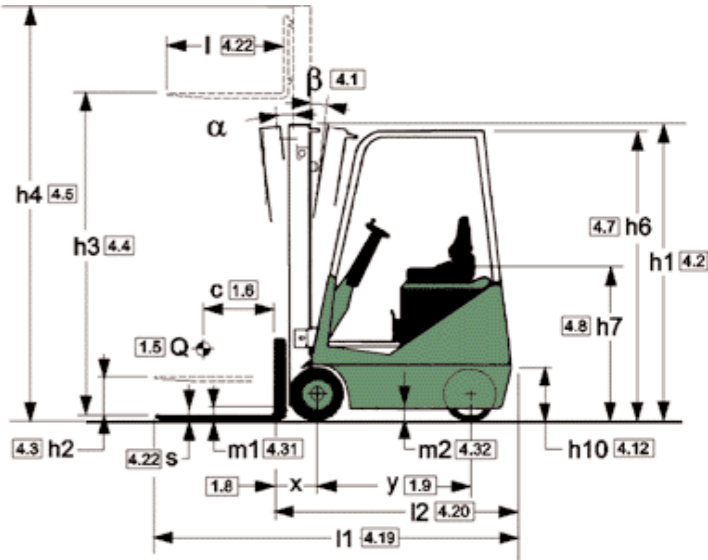
Narrow aisle width



VDI 2198						
Characteristics	1.1	Manufacturer	CESAB		CESAB	CESAB
	1.2	Model designation	BIT 800		BIT 1000	BIT 1200
	1.3	Power unit: electric (battery), diesel, petrol, LPG	electric		electric	electric
	1.4	Operation: manual, pedestrian, stand-on, driver seated	driver seated		driver seated	driver seated
	1.5	Load capacity	Q (kg)	800	1000	1200
	1.6	Load centre	c (mm)	500	500	500
	1.8	Axle centre to fork face	x (mm)	320 (b)	320 (b)	320 (b)
	1.9	Wheel-base	y (mm)	915	1035	1160
Weights	2.1	Weight	kg	1830	2080	2220
	2.2	Axle load with load, front/rear	kg	2280 / 350	2730 / 350	2960 / 460
	2.3	Axle load without load, front/rear	kg	760 / 1070	880 / 1200	920 / 1300
Wheels and chassis	3.1	Tyres: C=Cushion, SE=Superelastic, PN=Pneumatic, TW=Twin	C - SE		C - SE	C - SE
	3.2	Tyre size, front	381x127 - 16x6x8		381x127 - 16x6x8	381x127 - 16x6x8
	3.3	Tyre size, rear	267x89 - 4.00-4		267x89 - 4.00-4	267x89 - 4.00-4
	3.5	Wheels, number front/rear (x = driven)	2x / 2		2x / 2	2x / 2
	3.6	Track width, front	b10 (mm)	773 - 780	773 - 780	773 - 780
	3.7	Track width, rear	b11 (mm)	180	180	180
Dimensions	4.1	Mast tilt, forward/backward	α / β (gradi)	3° / 8°	3° / 8°	3° / 8°
	4.2	Height of mast, lowered	h1 (mm)	2100 (a)	2100 (a)	2100 (a)
	4.3	Free lift	h2 (mm)	50	50	50
	4.4	Lift height	h3 (mm)	3165	3165	3165
	4.5	Height of mast, extended	h4 (mm)	3720	3720	3720
	4.7	Height of overhead guard	h6 (mm)	1980 (a)	1980 (a)	1980 (a)
	4.8	Height of driver's seat	h7 (mm)	920 (a)	930 (a)	920 (a)
	4.12	Towing coupling height	h10 (mm)	345 (a)	345 (a)	345 (a)
	4.19	Overall length	l1 (mm)	2479 (b)	2599	2724
	4.20	Length to fork face	l2 (mm)	1479 (b)	1599	1724
	4.21	Overall width	b1/b2 (mm)	900 / 930	900 / 930	900 / 930
	4.22	Fork dimensions	s/e/l (mm)	35 x 100 x 1000	35 x 100 x 1000	35 x 100 x 1000
	4.23	Fork carriage to DIN 15173, class/form A, B		II A	II A	II A
	4.24	Width of fork carriage	b3 (mm)	800	800	800
	4.31	Floor clearance, mast (with load)	m1 (mm)	100	100	100
	4.32	Floor clearance, centre of wheel-base (with load)	m2 (mm)	105 (a)	105 (a)	105 (a)
	4.33	Aisle width with pallets 1000 x 1200 across forks	Ast (mm)	2688	2800	2919
	4.34	Aisle width with pallets 800 x 1200 along forks	Ast (mm)	2888	3000	3119
	4.35	Turning radius	Wa (mm)	1178	1290	1409
	4.36	Minimum distance between the centres of rotation	b13 (mm)	–	–	–
Performance	5.1	Travel speed, with/without load	km/h	10 / 10,5	10 / 10.5	9.5 / 10.5
	5.2	Lifting speed, with/without load	m/s	0.18 / 0.28	0.25 / 0.34	0.21 / 0.28
	5.3	Lowering speed, with/without load	m/s	0.32 / 0.28	0.32 / 0.28	0.33 / 0.30
	5.5	Tractive force, with/without load	N	–	–	–
	5.6	Maximum tractive force, with/without load, S2 5 minute rating	N	900	900	900
	5.7	Climbing ability, with/without load, S2 30 minute rating	%	10 / 16	8 / 15	7 / 12
	5.8	Maximum climbing ability, with/without load, S2 5 minute rating	%	15 / 18	13 / 18	10 / 16
	5.9	Acceleration time, with/without load	s	–	–	–
	5.10	Service brake: mechanical/hydraulic/electric/pneumatic		mechanical	mechanical	mechanical
Electric motor	6.1	Drive motor, S2 60 minute rating	kW	2 x 2	2 x 2	2 x 2
	6.2	Lift motor, S3 15% rating	kW	2.5	4	4
	6.3	Battery according to DIN 43531/35/36 A, B, C, NO		No	No	No
	6.4	Battery voltage/rated capacity (5 h)	V/Ah	24 / 420-480	24 / 490-720	24 / 560-800
	6.5	Battery weight	kg	400	560	560
	6.6	Energy consumption in acc. with VDI-cycle	kWh/h	–	–	–
Others	8.1	Type of drive control		electronic	electronic	electronic
	8.2	Working pressure for attachments	bar	130	130	130
	8.3	Oil flow for attachments	l/min	20	27	27
	8.4	Noise level at driver's ear	dB (A)	–	–	–
	8.5	Towing coupling, design/type DIN		–	–	–

(a) + 10 mm with SE tyres (b) including sideshift

NOTES: Unless otherwise specified, all data refer to vehicles with SE tyres. All performance figures refer to fully run-in vehicles, in perfect working status with homologated tyres mix, battery fully charged and excellent conditions with closed circuit voltage equal to nominal value. Truck performance and dimensions are nominal and subject to tolerances.



BIT 800 / 1000		Masts specifications (800 - 1000 Kg)									
Mast,	mm	Duplex					Duplex FFL				
h3	Lift height	2865	3165	3565	3965	4465	2865	3165	3565	3965	4465
h1	Height of mast, lowered	1950	2100	2300	2500	2750	1950	2100	2300	2500	2750
h2	Free lift	50	50	50	50	50	1465	1615	1815	2015	2265
h4	Height of mast, extended	3420	3720	4120	4520	5020	3420	3720	4120	4520	5020
α / β	Mast tilt, forward/backward	3°/8°					3°/8°				

BIT 800 / 1000		Masts specifications (800 - 1000 Kg)									
Mast,	mm	Triplex					Triplex FFL				
h3	Lift height	4265	4465	5165	5565	5965	4265	4465	5165	5565	5965
h1	Height of mast, lowered	1995	2062	2295	2432	2562	1995	2062	2295	2432	2562
h2	Free lift	0	0	0	0	0	1435	1500	1733	1866	2000
h4	Height of mast, extended	4820	5020	5720	6120	6520	4820	5020	5720	6120	6520
α / β	Mast tilt, forward/backward	3°/8°					3°/8°				

BIT 1200		Masts specifications (1200 Kg)									
Mast,	mm	Duplex					Duplex FFL				
h3	Lift height	2865	3165	3565	3965	4465	2865	3165	3565	3965	4465
h1	Height of mast, lowered	1995	2145	2345	2545	2795	1995	2145	2345	2545	2795
h2	Free lift	50	50	50	50	50	1465	1615	1815	2015	2265
h4	Height of mast, extended	3420	3720	4120	4520	5020	3420	3720	4120	4520	5020
α / β	Mast tilt, forward/backward	3°/8°					3°/8°				

BIT 1200		Masts specifications (1200 Kg)									
Mast,	mm	Triplex					Triplex FFL				
h3	Lift height	4265	4465	5165	5565	5965	4265	4465	5165	5565	5965
h1	Height of mast, lowered	1995	2062	2295	2432	2562	1995	2062	2295	2432	2562
h2	Free lift	0	0	0	0	0	1435	1500	1733	1866	2000
h4	Height of mast, extended	4820	5020	5720	6120	6520	4820	5020	5720	6120	6520
α / β	Mast tilt, forward/backward	3°/8°					3°/8°				